



Toerisme in Drenthe Aa en Hunze

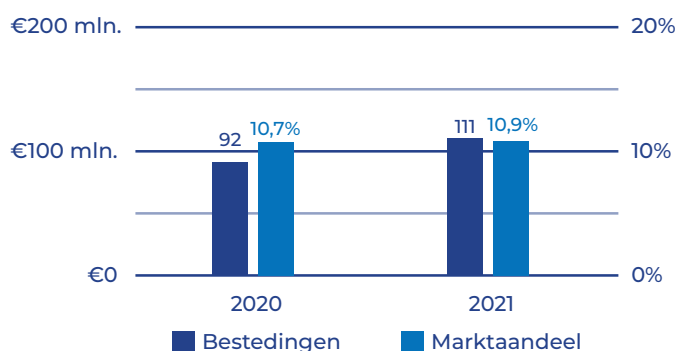


Coronajaar
2021

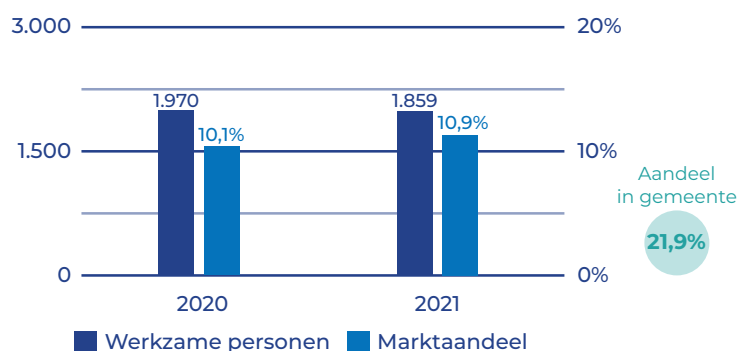


Totaal

Ontwikkeling totale bestedingen,*
incl. marktaandeel in Drenthe



Ontwikkeling totale werkgelegenheid**,
incl. marktaandeel in Drenthe



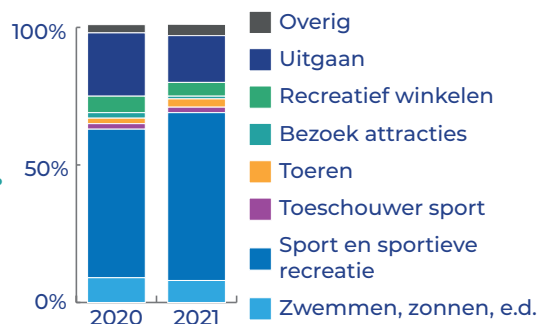
Dagtochten

Aantal dagtochten




2020: 1,6 mln.
2021: 1,7 mln.

Type dagtochten



Besteding dagtochten



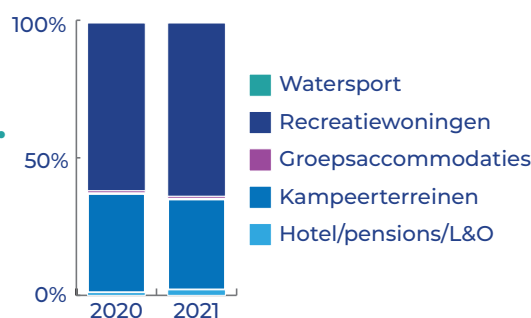
Vakanties

Aantal overnachtingen




2020: 1,5 mln.
2021: 1,4 mln.

Type overnachtingen



Besteding vakanties



* Exclusief coronasteun
** Exclusief banen die d.m.v. coronasteun zijn behouden



Toerisme in Drenthe Assen

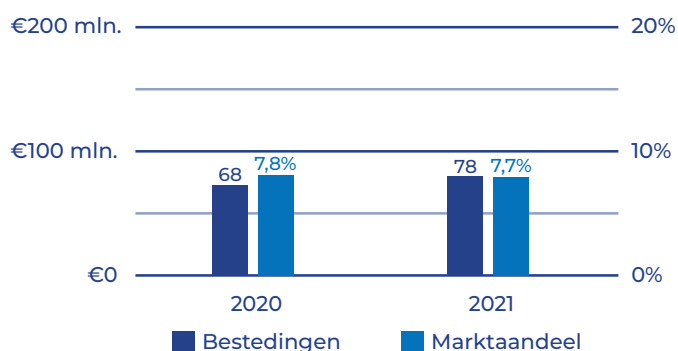


Coronajaar
2021

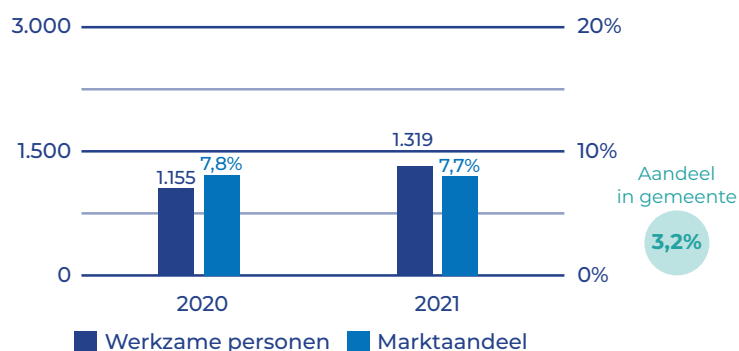


Totaal

Ontwikkeling totale bestedingen*,
incl. marktaandeel in Drenthe



Ontwikkeling totale werkgelegenheid**,
incl. marktaandeel in Drenthe



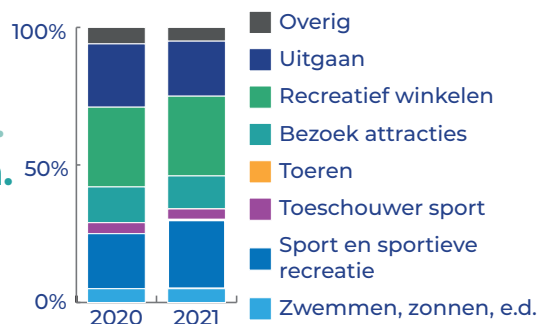
Dagtochten

Aantal dagtochten



2020: 2,0 mln.
2021: 2,0 mln.

Type dagtochten



Besteding dagtochten



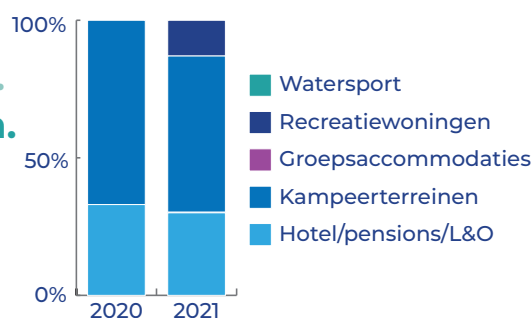
Vakanties

Aantal overnachtingen




2020: 0,3 mln.
2021: 0,4 mln.

Type overnachtingen



Besteding vakanties



* Exclusief coronasteun
** Exclusief banen die d.m.v. coronasteun zijn behouden



Toerisme in Drenthe Borger-Odoorn

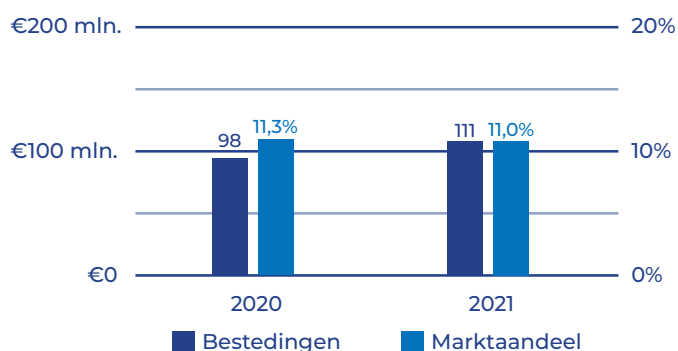


Coronajaar
2021

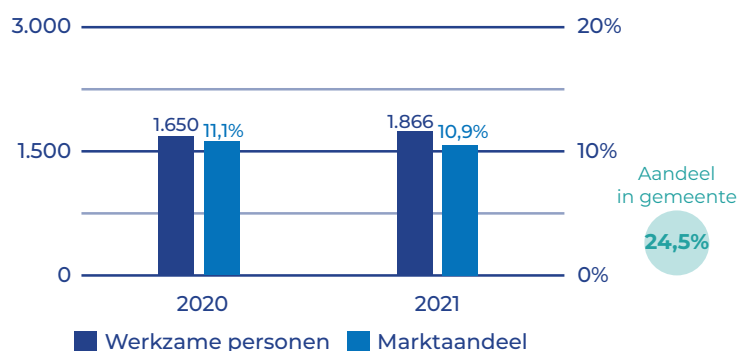


Totaal

Ontwikkeling totale bestedingen*,
incl. marktaandeel in Drenthe



Ontwikkeling totale werkgelegenheid**,
incl. marktaandeel in Drenthe



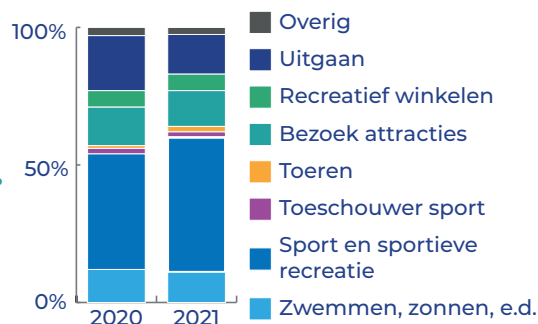
Dagtochten

Aantal dagtochten




2020: 1,5 mln.
2021: 1,7 mln.

Type dagtochten



Besteding dagtochten



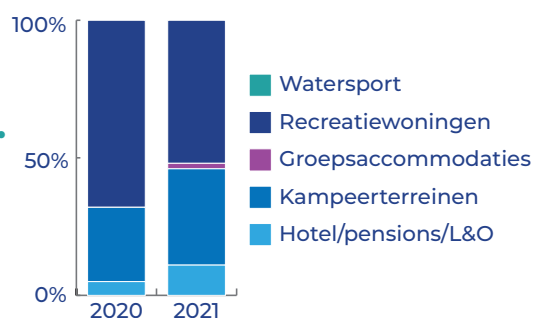
Vakanties

Aantal overnachtingen




2020: 1,2 mln.
2021: 1,4 mln.

Type overnachtingen



Besteding vakanties



* Exclusief coronasteun
** Exclusief banen die d.m.v. coronasteun zijn behouden



Toerisme in Drenthe Coevorden

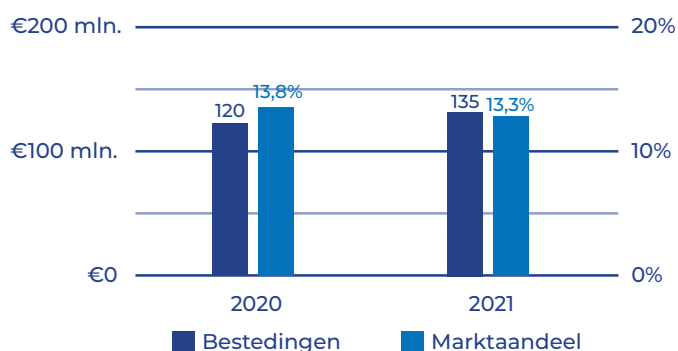


Coronajaar
2021

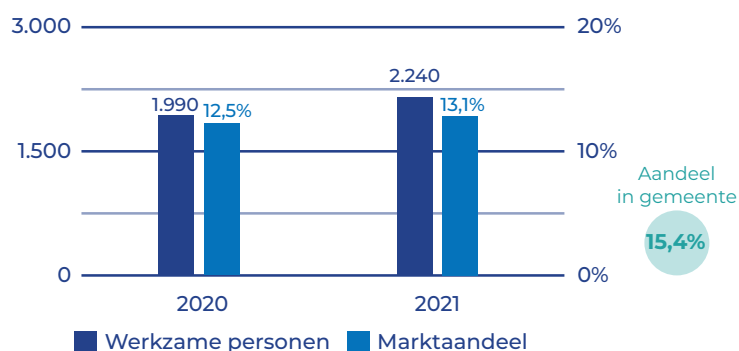


Totaal

Ontwikkeling totale bestedingen*,
incl. marktaandeel in Drenthe



Ontwikkeling totale werkgelegenheid**,
incl. marktaandeel in Drenthe



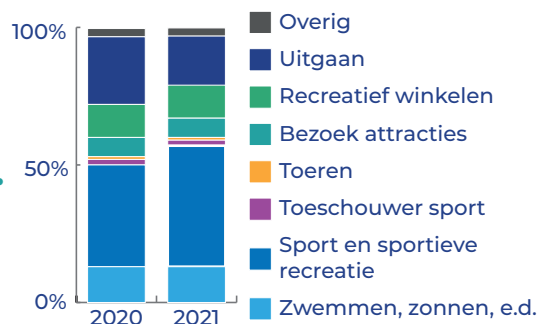
Dagtochten

Aantal dagtochten




2020: 1,8 mln.
2021: 1,9 mln.

Type dagtochten



Besteding dagtochten



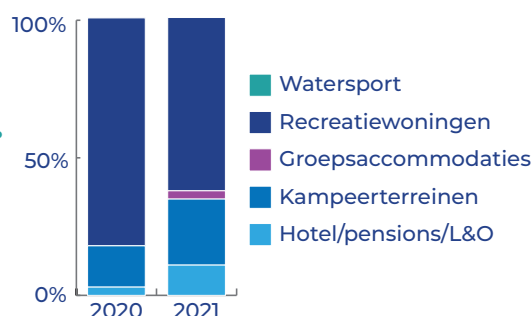
Vakanties

Aantal overnachtingen




2020: 1,5 mln.
2021: 1,7 mln.

Type overnachtingen



Besteding vakanties



* Exclusief coronasteun
** Exclusief banen die d.m.v. coronasteun zijn behouden



Toerisme in Drenthe Emmen

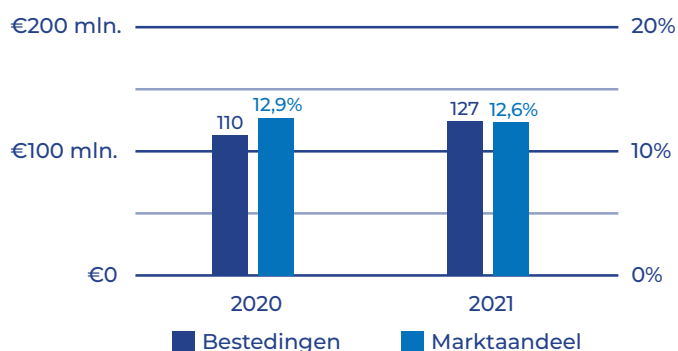


Coronajaar
2021

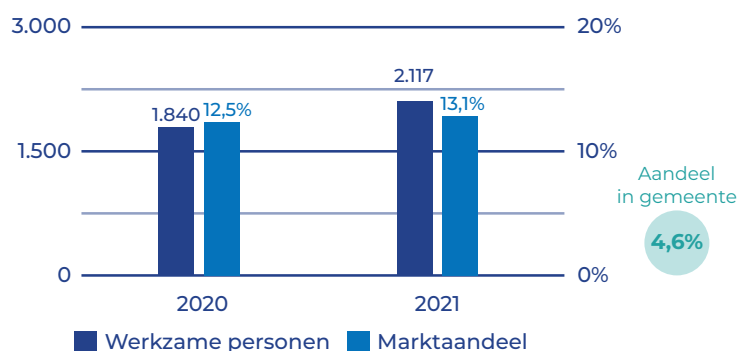


Totaal

Ontwikkeling totale bestedingen*,
incl. marktaandeel in Drenthe



Ontwikkeling totale werkgelegenheid**,
incl. marktaandeel in Drenthe



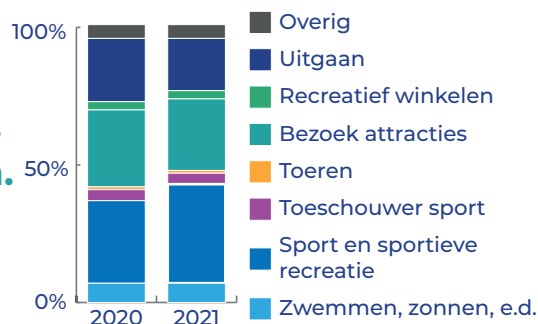
Dagtochten

Aantal dagtochten




2020: 3,2 mln.
2021: 3,4 mln.

Type dagtochten



Besteding dagtochten



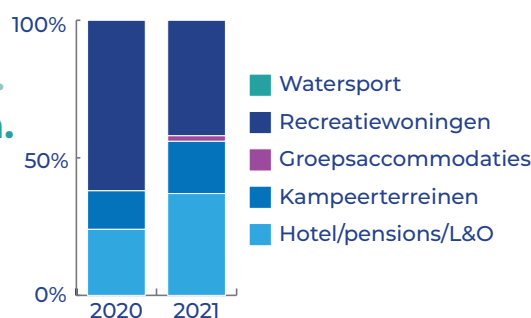
Vakanties

Aantal overnachtingen




2020: 0,5 mln.
2021: 0,6 mln.

Type overnachtingen



Besteding vakanties



* Exclusief coronasteun
** Exclusief banen die d.m.v. coronasteun zijn behouden



Toerisme in Drenthe Hoogeveen

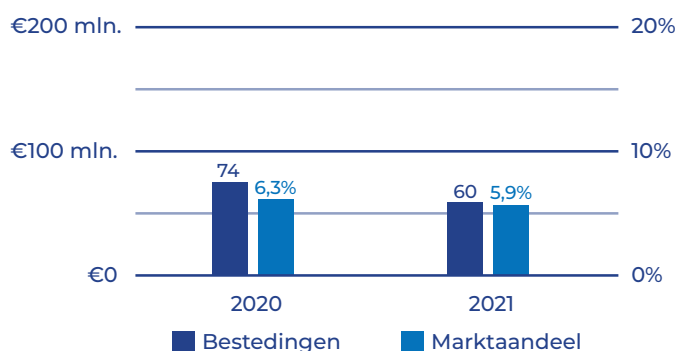


Coronajaar
2021

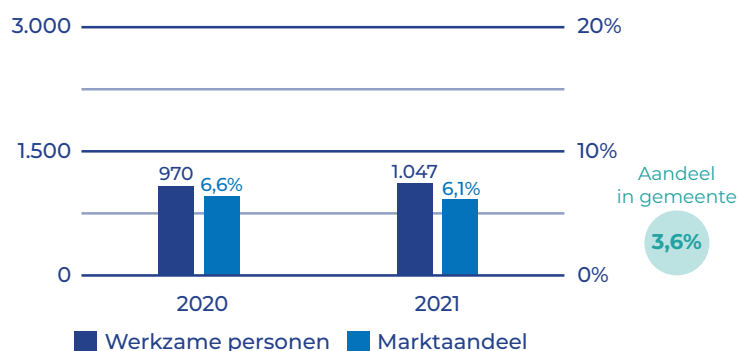


Totaal

Ontwikkeling totale bestedingen*,
incl. marktaandeel in Drenthe



Ontwikkeling totale werkgelegenheid**,
incl. marktaandeel in Drenthe



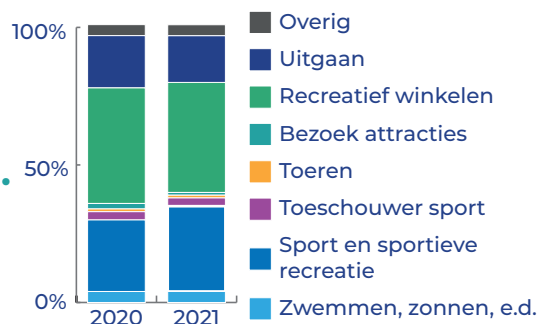
Dagtochten

Aantal dagtochten



2020: 2,1 mln.
2021: 2,2 mln.

Type dagtochten



Besteding dagtochten



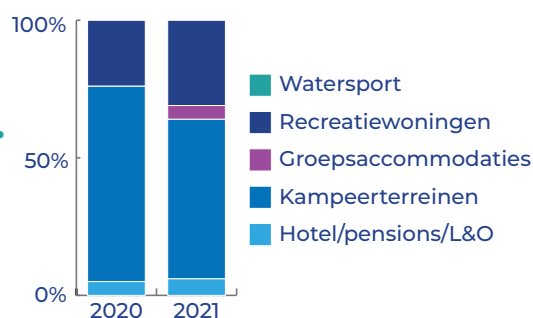
Vakanties

Aantal overnachtingen

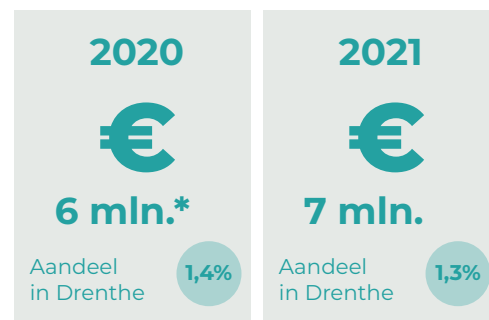


2020: 0,1 mln.
2021: 0,1 mln.

Type overnachtingen



Besteding vakanties



* Exclusief coronasteun
** Exclusief banen die d.m.v. coronasteun zijn behouden



Toerisme in Drenthe Meppel

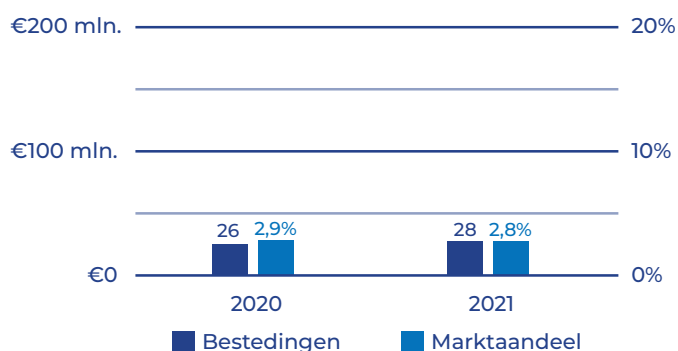


Coronajaar
2021

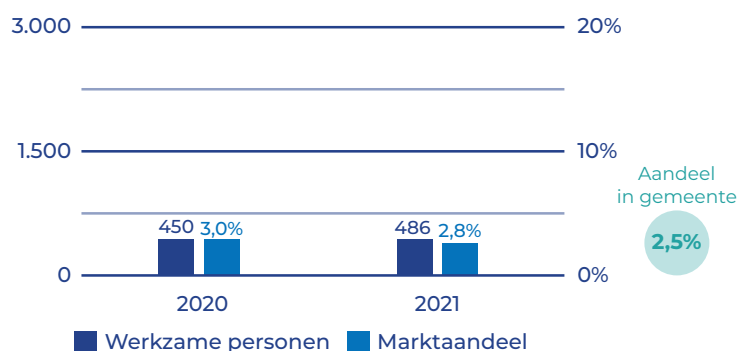


Totaal

Ontwikkeling totale bestedingen*,
incl. marktaandeel in Drenthe



Ontwikkeling totale werkgelegenheid**,
incl. marktaandeel in Drenthe



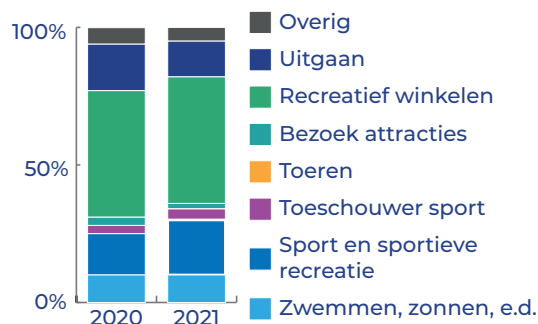
Dagtochten

Aantal dagtochten




2020: 1,0 mln.
2021: 1,1 mln.

Type dagtochten



Besteding dagtochten



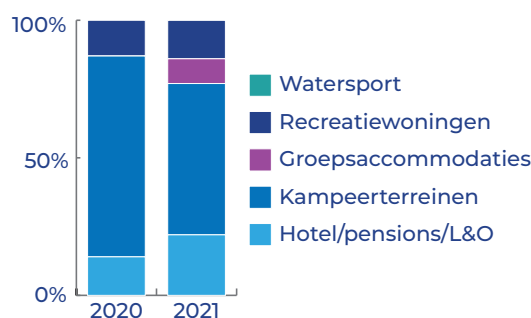
Vakanties

Aantal overnachtingen

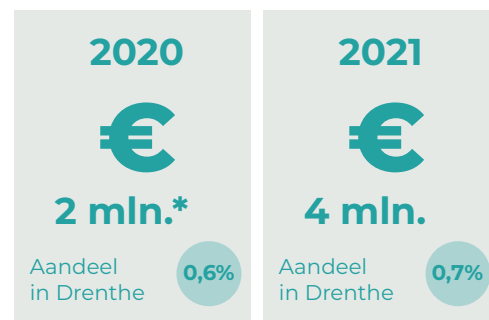


2020: 50.000
2021: 70.000

Type overnachtingen



Besteding vakanties



* Exclusief coronasteun
** Exclusief banen die d.m.v. coronasteun zijn behouden



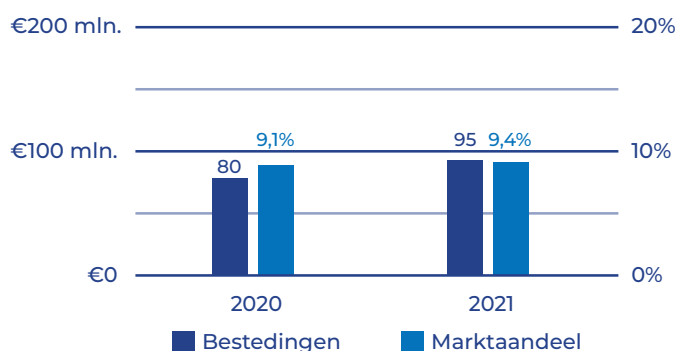
Toerisme in Drenthe Midden-Drenthe



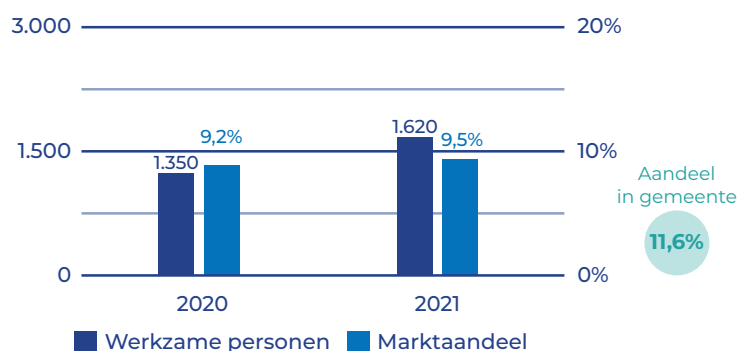
Coronajaar
2021

Totaal

Ontwikkeling totale bestedingen*,
incl. marktaandeel in Drenthe



Ontwikkeling totale werkgelegenheid**,
incl. marktaandeel in Drenthe



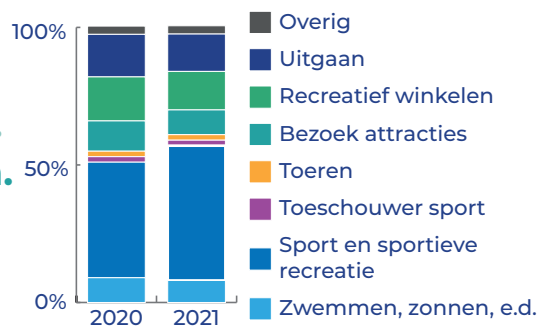
Dagtochten

Aantal dagtochten




2020: 2,2 mln.
2021: 2,0 mln.

Type dagtochten



Besteding dagtochten



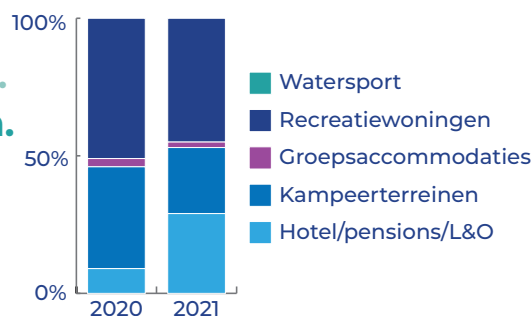
Vakanties

Aantal overnachtingen




2020: 0,8 mln.
2021: 0,9 mln.

Type overnachtingen



Besteding vakanties



* Exclusief coronasteun
** Exclusief banen die d.m.v. coronasteun zijn behouden



Toerisme in Drenthe Noordenveld

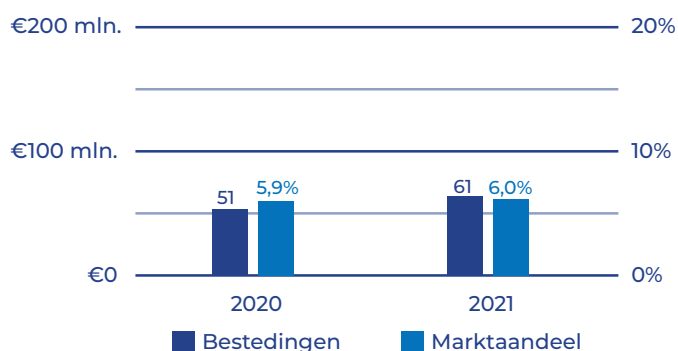


Coronajaar
2021

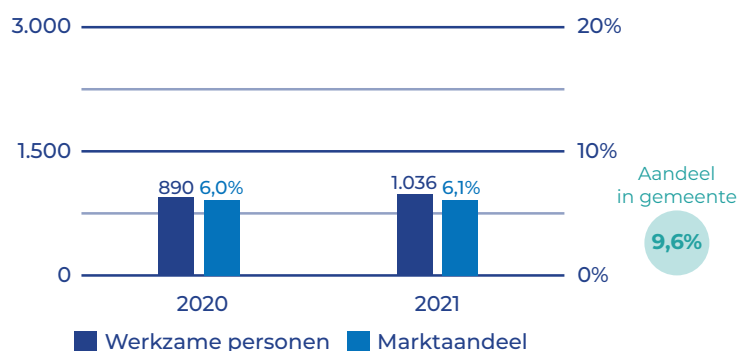


Totaal

Ontwikkeling totale bestedingen*,
incl. marktaandeel in Drenthe



Ontwikkeling totale werkgelegenheid**,
incl. marktaandeel in Drenthe



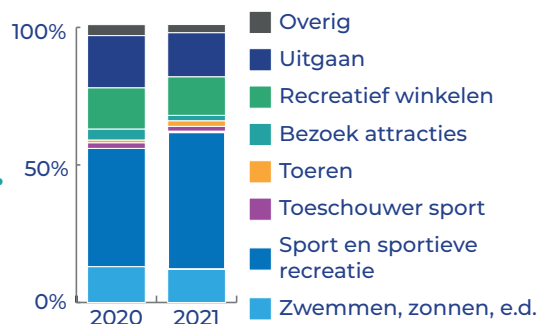
Dagtochten

Aantal dagtochten




2020: 1,5 mln.
2021: 1,6 mln.

Type dagtochten



Besteding dagtochten



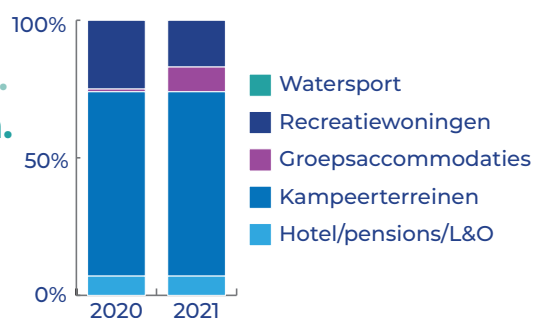
Vakanties

Aantal overnachtingen




2020: 0,4 mln.
2021: 0,5 mln.

Type overnachtingen



Besteding vakanties



* Exclusief coronasteun
** Exclusief banen die d.m.v. coronasteun zijn behouden



Toerisme in Drenthe Ooststellingwerf

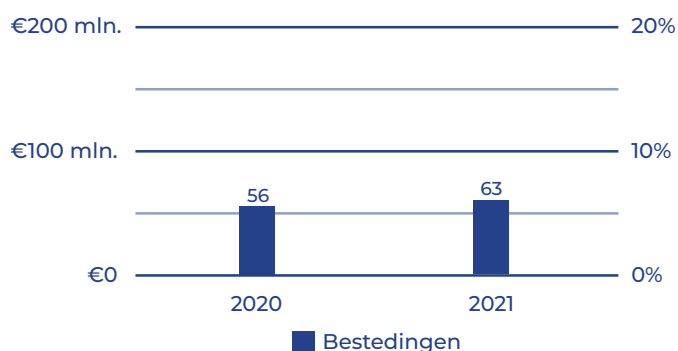


Coronajaar
2021

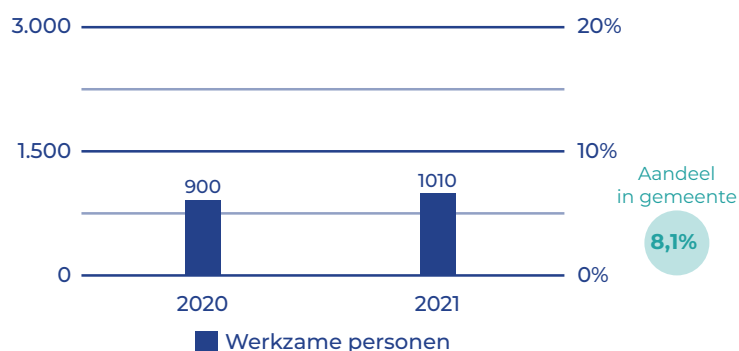


Totaal

Ontwikkeling totale bestedingen*



Ontwikkeling totale werkgelegenheid**



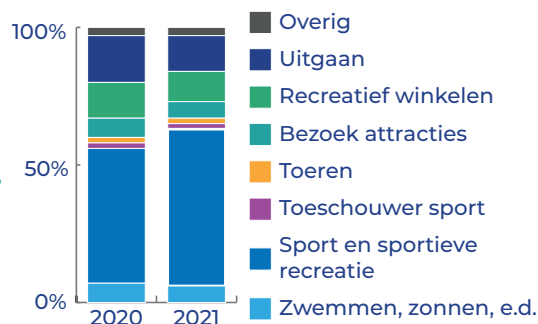
Dagtochten

Aantal dagtochten



2020: 1,9 mln.
2021: 2,1 mln.

Type dagtochten



Besteding dagtochten



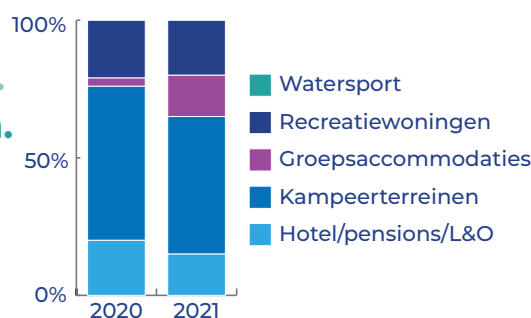
Vakanties

Aantal overnachtingen



2020: 0,3 mln.
2021: 0,3 mln.

Type overnachtingen



Besteding vakanties



* Exclusief coronasteun
** Exclusief banen die d.m.v. coronasteun zijn behouden



Toerisme in Drenthe Tynaarlo

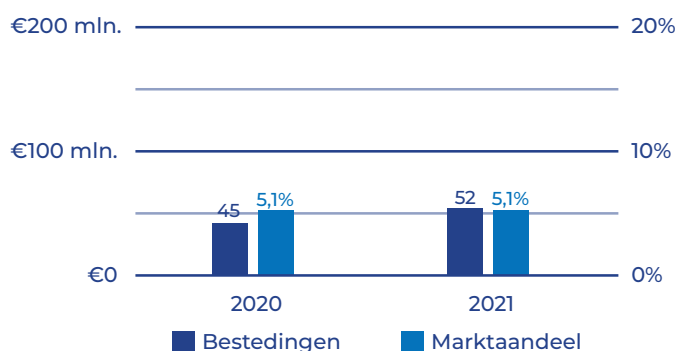


Coronajaar
2021

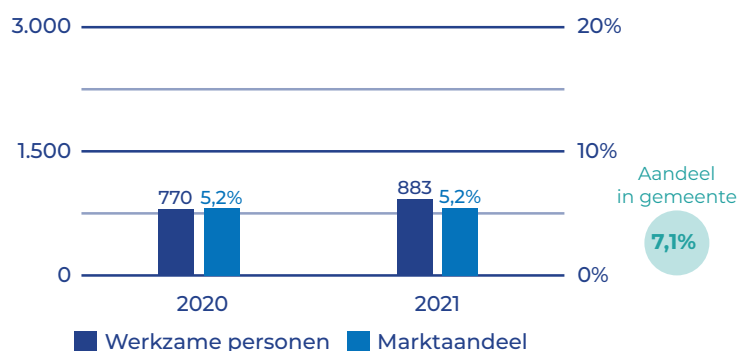


Totaal

Ontwikkeling totale bestedingen*,
incl. marktaandeel in Drenthe



Ontwikkeling totale werkgelegenheid**,
incl. marktaandeel in Drenthe



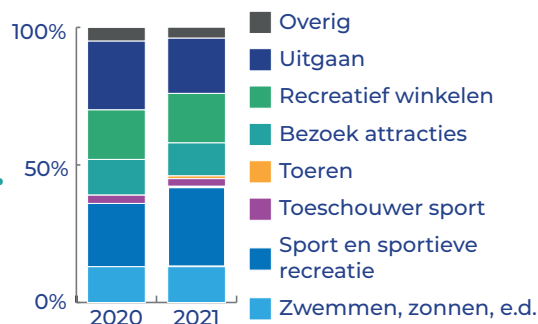
Dagtochten

Aantal dagtochten




2020: 1,3 mln.
2021: 1,9 mln.

Type dagtochten



Besteding dagtochten



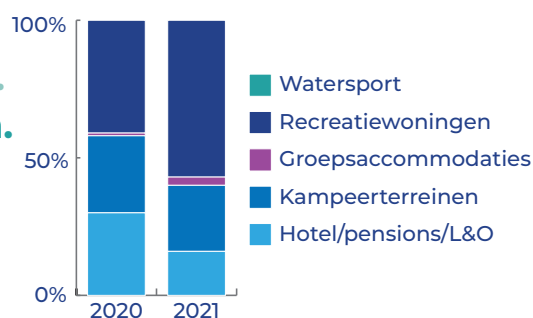
Vakanties

Aantal overnachtingen




2020: 0,3 mln.
2021: 0,3 mln.

Type overnachtingen



Besteding vakanties



* Exclusief coronasteun
** Exclusief banen die d.m.v. coronasteun zijn behouden



Toerisme in Drenthe Westerveld

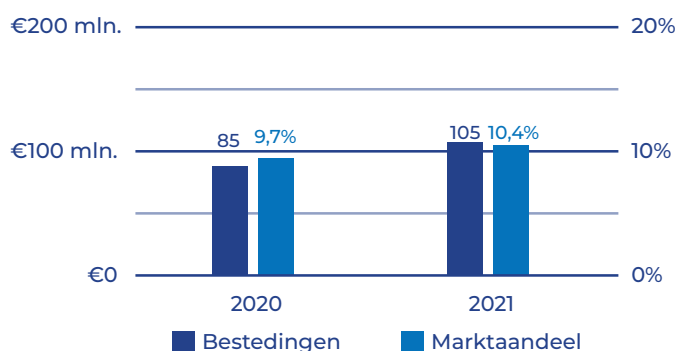


Coronajaar
2021

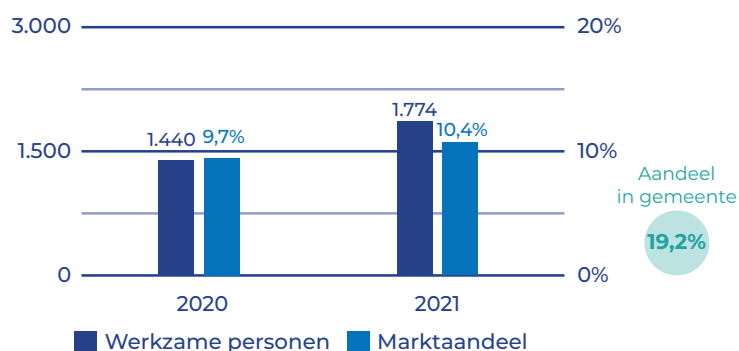


Totaal

Ontwikkeling totale bestedingen*,
incl. marktaandeel in Drenthe



Ontwikkeling totale werkgelegenheid**,
incl. marktaandeel in Drenthe



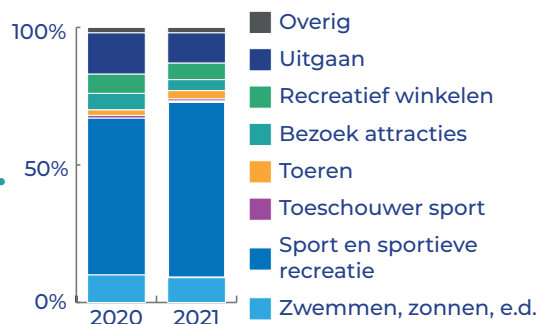
Dagtochten

Aantal dagtochten




2020: 1,8 mln.
2021: 1,4 mln.

Type dagtochten



Besteding dagtochten



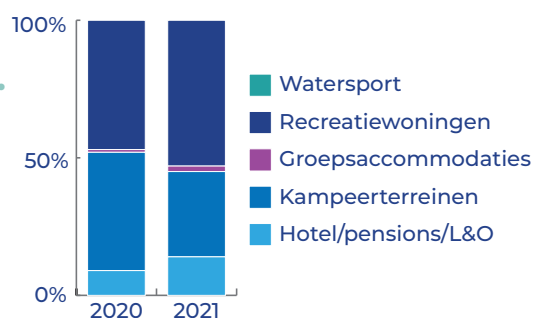
Vakanties

Aantal overnachtingen




2020: 0,9 mln.
2021: 1,1 mln.

Type overnachtingen



Besteding vakanties



* Exclusief coronasteun
** Exclusief banen die d.m.v. coronasteun zijn behouden



Toerisme in Drenthe De Wolden

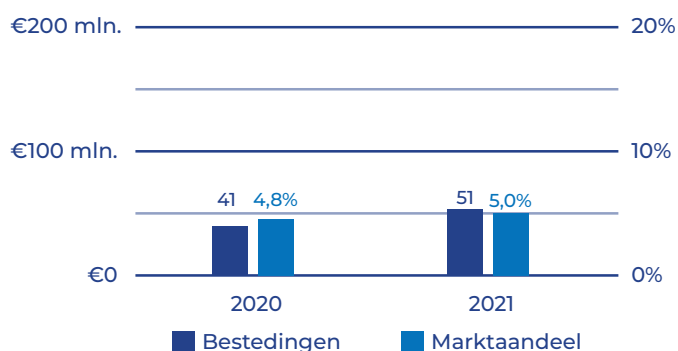


Coronajaar
2021

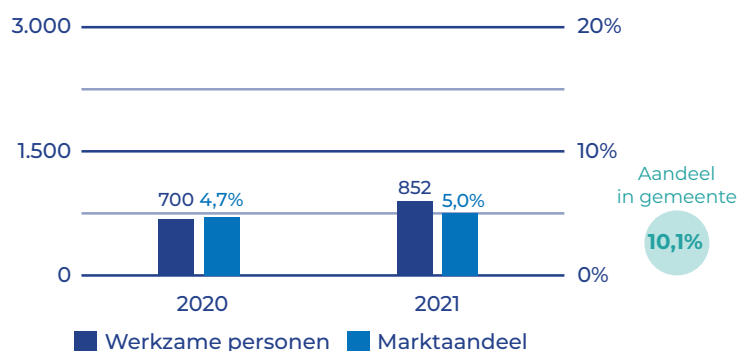


Totaal

Ontwikkeling totale bestedingen*,
incl. marktaandeel in Drenthe



Ontwikkeling totale werkgelegenheid**,
incl. marktaandeel in Drenthe



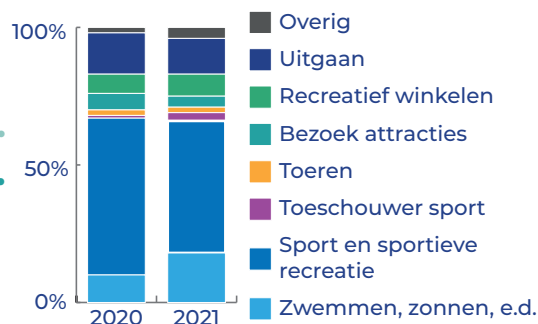
Dagtochten

Aantal dagtochten




2020: 0,9 mln.
2021: 1,0 mln.

Type dagtochten



Besteding dagtochten



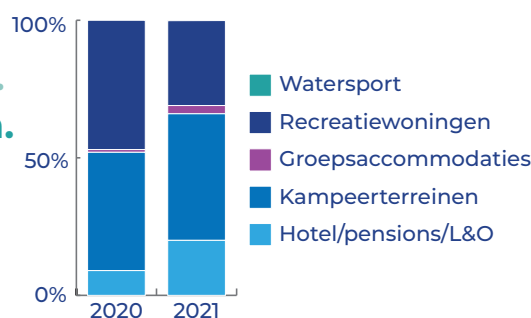
Vakanties

Aantal overnachtingen




2020: 0,5 mln.
2021: 0,6 mln.

Type overnachtingen



Besteding vakanties



* Exclusief coronasteun
** Exclusief banen die d.m.v. coronasteun zijn behouden